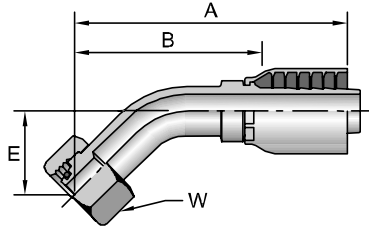


### 10C43

#### Female Metric S - Swivel - 45° Elbow - (24° Cone with O-Ring) ISO 12151-2 - SWE45

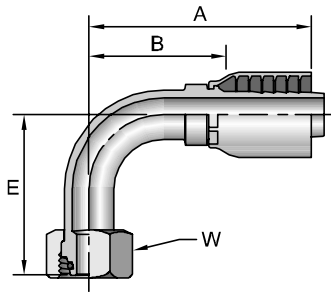


# Part Number	Thread mm	Hose I.D. inch	A		E		W mm	B	
			inch	mm	inch	mm		inch	mm
10C43-8-4	8 M16x1,5	1/4	2.32	59	0.63	16	19	1.38	35
10C43-12-5	12 M20x1,5	5/16	2.80	71	0.67	17	24	1.85	47
10C43-12-6	12 M20x1,5	3/8	2.72	69	0.79	20	24	1.57	40
10C43-14-6	14 M22x1,5	3/8	2.99	76	0.79	20	27	1.96	50
10C43-16-8	16 M24x1,5	1/2	3.23	82	0.94	24	30	1.89	48
10C43-20-10	20 M30x2	5/8	3.58	91	0.98	25	36	2.05	52
10C43-20-12	20 M30x2	3/4	3.94	100	1.14	29	36	2.36	60
10C43-25-12	25 M36x2	3/4	3.97	101	1.18	30	46	2.40	61
10C43-25-16	25 M36x2	1	4.80	122	1.30	33	46	3.18	81
10C43-30-16	30 M42x2	1	4.96	126	1.42	36	50	3.11	79
10C43-38-20 <sup>^^</sup>	38 M52x2	1-1/4	5.59	142	1.50	38	60	3.74	95

<sup>^^</sup>Must be assembled with Die Part No. 83C-A20H in a Superkrimp or Parkrimp 2.

### 11C43

#### Female Metric S - Swivel - 90° Elbow - (24° Cone with O-Ring) ISO 12151-2 - SWE

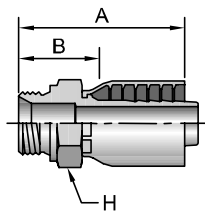


# Part Number	Thread mm	Hose I.D. inch	A		E		W mm	B	
			inch	mm	inch	mm		inch	mm
11C43-8-4	8 M16x1,5	1/4	1.89	48	1.14	29	19	1.02	26
11C43-8-6	8 M16x1,5	3/8	2.65	67	1.46	37	19	1.62	41
11C43-10-4	10 M18x1,5	1/4	1.97	50	1.14	29	22	1.02	26
11C43-12-5	12 M20x1,5	5/16	2.36	60	1.26	32	24	1.42	36
11C43-12-6	12 M20x1,5	3/8	2.56	65	1.46	37	24	1.38	35
11C43-14-6	14 M22x1,5	3/8	2.56	65	1.46	37	27	1.38	35
11C43-16-8	16 M24x1,5	1/2	2.83	72	1.77	45	30	1.46	37
11C43-20-10	20 M30x2	5/8	3.11	79	1.89	48	36	1.57	40
11C43-20-12	20 M30x2	3/4	3.52	89	2.26	58	36	2.08	53
11C43-25-10	25 M36x2	5/8	3.35	85	2.03	52	46	1.90	48
11C43-25-12	25 M36x2	3/4	3.50	89	2.32	59	46	1.93	49
11C43-25-16	25 M36x2	1	4.29	109	2.72	69	46	2.67	68
11C43-30-16	30 M42x2	1	4.53	115	2.99	76	50	2.68	68
11C43-38-20 <sup>^^</sup>	38 M52x2	1-1/4	5.12	130	3.15	80	60	3.27	83

<sup>^^</sup>Must be assembled with Die Part No. 83C-A20H in a Superkrimp or Parkrimp 2.

### 1D943

#### Male BSP Parallel Pipe - Rigid - (60° Cone) ISO 12151-6



# Part Number	Thread inch	Hose I.D. inch	A		H mm	B	
			inch	mm		inch	mm
1D943-4-4	1/4x19	1/4	1.77	45	19	0.91	23
1D943-6-5	3/8x19	5/16	2.13	54	22	1.22	31
1D943-6-6	3/8x19	3/8	2.13	54	22	1.22	31
1D943-8-6	1/2x14	3/8	2.36	60	27	1.22	31
1D943-8-8	1/2x14	1/2	2.44	62	27	1.10	28
1D943-12-12	3/4x14	3/4	2.76	70	32	1.18	30
1D943-16-16	1x11	1	3.23	82	41	1.38	35

When used in a port, a bonded seal must be used. See Accessories Section for more information.